



Service Information
No. SI-E4-015

Austro Engine GmbH
Rudolf-Diesel-Strasse 11
A-2700 Wiener Neustadt
Tel: +43 2622 23000
FAX: +43 2622 23000-2711

SERVICE INFORMATION

No. SI-E4-015

1. BASIC INFORMATION

1.1. SUBJECT

Handling and Storage conditions of Engine Spare Parts

1.2. ENGINES AFFECTED

Type: E4
Model: E4, E4P
Serial Number(s): all

1.3. REASON

This Service Information contains guidance for the Handling and Storage conditions of spare parts of the E4 Serie Engines.

1.4. INFORMATION

1.1. Introduction

Dependant on the kind of part delivered from Austro Engine to the Service Centres / Customers, different kind of packaging are used in order to guarantee adequate corrosion protection during the storage, till to part installation. The following table provides information of the kind of packaging used:

Packaging	Note
-VCI Bag <i>and</i> -dehumidifier bag (silica bag) <i>and</i> -all openings plugged	Parts where corrosion protection means, and storage conditions must be guarantee in order to keep serviceability
-VCI bag	
-Painted with Film-creating corrosion inhibitors (Spray, liquid) <i>and</i> -plastic bag	Parts which are self-inhibiting against corrosion (aluminium, stainless steel) or Parts which are coated for corrosion protection
-plastic bag	

First Issue Date			Rev. No.	Revision Date			Page
20	April	2021	0	---	---	---	1-5

1.2. Handling of parts

When received, a part that should not be immediately installed should be kept in the original Austro Engine Package, the temperature during storage shall not be below -30°C (-22 °F) and the relative humidity shall not be more than 70%. All the stored parts must be protected from excessive moisture, splash water or rain, and never stored outside. If for parts inspection reasons the original package should be open, then the parts shall be packed again in accordance with the instruction provided in the subsequent chapters, in case such parts shall be stored again (not immediately installed).

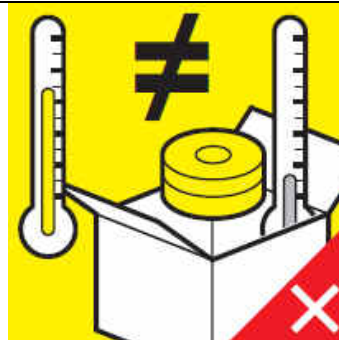
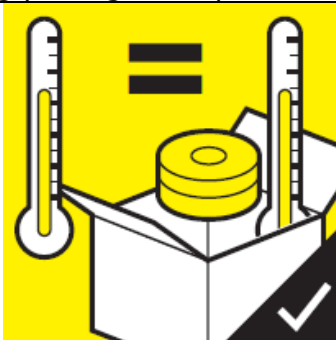
1.3. VCI packing of parts



Always unpack/pack the parts in a cleaned area, free of excessive moisture. In case of storage of the parts for more than 12 months, the packaging should be inspected, and parts protections means applied ex-novo.

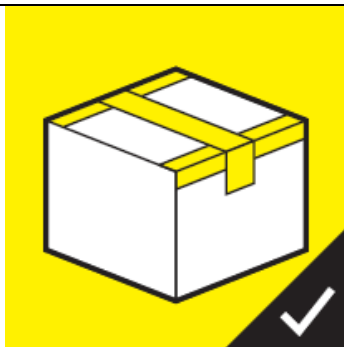


Items to be packed must not come into contact with sweaty hands. Always use clean gloves for unpacking/packing of the parts that must be stored.


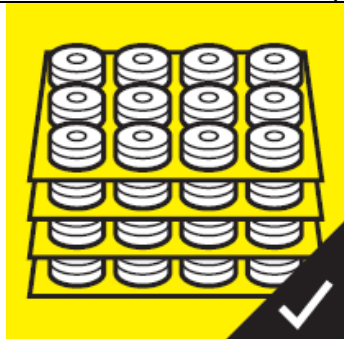


When packing, the goods and the environment must have the same temperature. Be careful to prevent premature condensation.

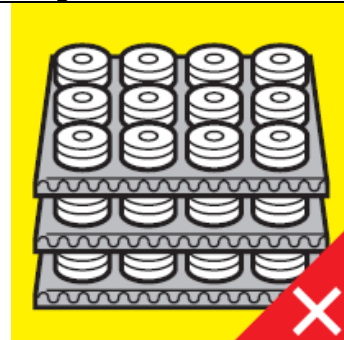
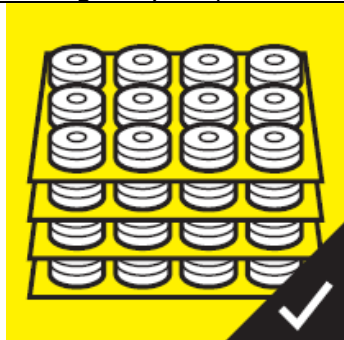
First Issue Date			Rev. No.	Revision Date			Page
20	April	2021	0	---	---	---	2-5



The packaging must be closed and tight! Damage to the VCI packaging sleeve with adhesive tape close. Avoid the admission of plain water.



If parts are purchased in high quantities, they are provided (if required) with VCI interlayers. When repacking the parts, VCI interlayers must be applied again.



Avoid direct contact between metal and wood, cardboard or paper! Use intermediate layers made from VCI carrier materials.

AE recommend to always apply the same parts protections/packaging as receive condition when a package should be open for inspection and then closed again for storage. In addition, when unpacking:

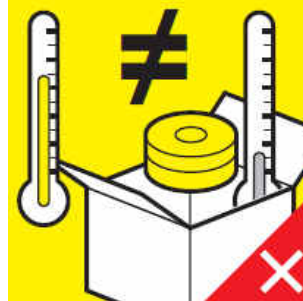
- The packaging unit must have assumed environmental temperature
- After removal of individual components, reseal the package in order to avoid large volume gas interchange with the environmental air and to ensure the corrosion protection for the residual components.
- VCI protection exists for approx. one hour after removal of the component from the VCI atmosphere.

First Issue Date			Rev. No.	Revision Date			Page
20	April	2021	0	---	---	---	3-5


1.4. Plastic Bag Packing



Always unpack/pack the parts in a cleaned area, free of excessive moisture. In case of storage of the parts for more than 12 months, the packaging should be inspected, and parts protections means applied ex-novo.



When packing, the goods and the environment must have the same temperature. Be careful to prevent premature condensation.




Items to be packed must not come into contact with sweaty hands. Always use clean gloves for unpacking/packing of the parts that must be stored.



The packaging must be closed and tight! In case of Damage to the Plastic Bag, replace the bag with a new one.

First Issue Date			Rev. No.	Revision Date			Page
20	April	2021	0	---	---	---	4-5

	<p style="text-align: center;">Service Information</p> <p style="text-align: center;">No. SI-E4-015</p>	<p>Austro Engine GmbH Rudolf-Diesel-Strasse 11 A-2700 Wiener Neustadt Tel: +43 2622 23000 FAX: +43 2622 23000-2711</p>
-----------------------------------------------------------------------------------	----------------------------------------------------------------------------------------------------------------	--------------------------------------------------------------------------------------------------------------------------------------------

1.5. Silica Bag

In case of parts delivered with silica bag in the package, such bags must not be removed from the package in case the item is stored. In case of unpacking/packing of parts, if present, the silica bag must be reinstalled in the item package, and the item must be always stored in the original Austro Engine package. In case of item storage for more than 12 months, the silica bag should be replaced with a new one.

2. REMARKS

NOTE: SI are used only:

- To distribute information from Austro Engine GmbH to our customers.
- To distribute applicable information/documents from our suppliers to our customers with additional information.

First Issue Date			Rev. No.	Revision Date			Page
20	April	2021	0	---	---	---	5-5